




HASMANI IT SERVICES

WELCOMES YOU


Patho Lab

- ▶ Computerized reporting tool for Pathology Laboratory along with Billing System.
- ▶ Keeps patient's record & history of test conducted.
- ▶ Supports as many as 30 reports currently.
- ▶ Very easy to use Graphical Interface.




Features...

- ▶ Keeps list of referral doctors.
- ▶ Currently supports 30 clinical reports. Can be added more whenever required.
- ▶ Keeps patient's records & tests conducted on them time to time.
- ▶ Supports Billing for each test conducted
- ▶ Easy to access reports to modify/print whenever required.
- ▶ Define shortcuts for frequent words used in reports e.g. P: Positive, N: Negative etc.



Features...

- ▶ Print reports on both, blank page as well as on readymade letterhead.
- ▶ Allows to define Hematology & Chemistry analyzers.
- ▶ Generates report for each ref. doctors to see number of patient referred by that doctor & money earned.
- ▶ Reduces paper costs by printing small reports on half page.
- ▶ 5 times faster than manual work. So, it saves your time, reduces efforts & increases productivity.



Patients & Reports

Patho Lab

Lab Ref. Doctors Shortcuts Print Configuration Reports Analyser Backup & Restore Test Rates

Patient

Lab No: 11

Name: ABC

Gender: ☒ Male ☐ Female

Address: Shikha

Contact No:

Blood Group: Not Available

Save

List of patients

List of tests conducted on patient

1) Glucose Test (06-Sep-2010)

Full Page Report (A4)

Half Page Report (A4/2)

Print Bill

Add new patient

Click on reports to generate new

1. Examination of Blood & Urine	2. Examination of Blood	3. Examination of Urine	4. Examination of (Acidophagous) Urine (S. M. U.)	5. Examination of Sputum	6. Serum Lipid Profile
7. Glucose Test (EAM)	8. Examination of Faeces	9. Prothrombin Time	10. S. Electrolyte (Determination of Na ⁺ /K ⁺ /Cl in Serum)	11. Malaria Antigen (Chromatographic Immunoassay)	12. Australia Antigen
13. R. A. Test (Rheumatoid Factor - Latex agglutination test)	14. Venereal Disease Test (V. D. Test)	15. Examination of Urine for H. C. G. (Pregnancy)	16. HIV - 1 & HIV - 2 Test	17. Tuberculin Skin Test (Mantoux Test)	18. Anti Streptolysin 'O' Titre (ASO Latex Agglutination Test)
19. Glycosylated Haemoglobin (HbA1c)	20. Examination of Fluid	21. Biochemical Test	22. Complete Blood Count	23. Haemoglobin Test	24. Sickle Cells Test
25. Erythrocytes Sedimentation Rate (E. S. R.)	26. Blood Group	27. Dengue Test	28. 24 Hours Urine Protein	29. Thyroid Function Test	30. Antibiotic Sensitivity Report



Referral Doctors

Ref. Doctor

Name: Dr. A. K. Patil

Address: Pune

Contact No:

NA

+ Add referral Doctor

✎ Edit referral Doctor

✖ Remove referral Doctor

Save Close

Ref. Doctor

Name:

Address:

Contact No:

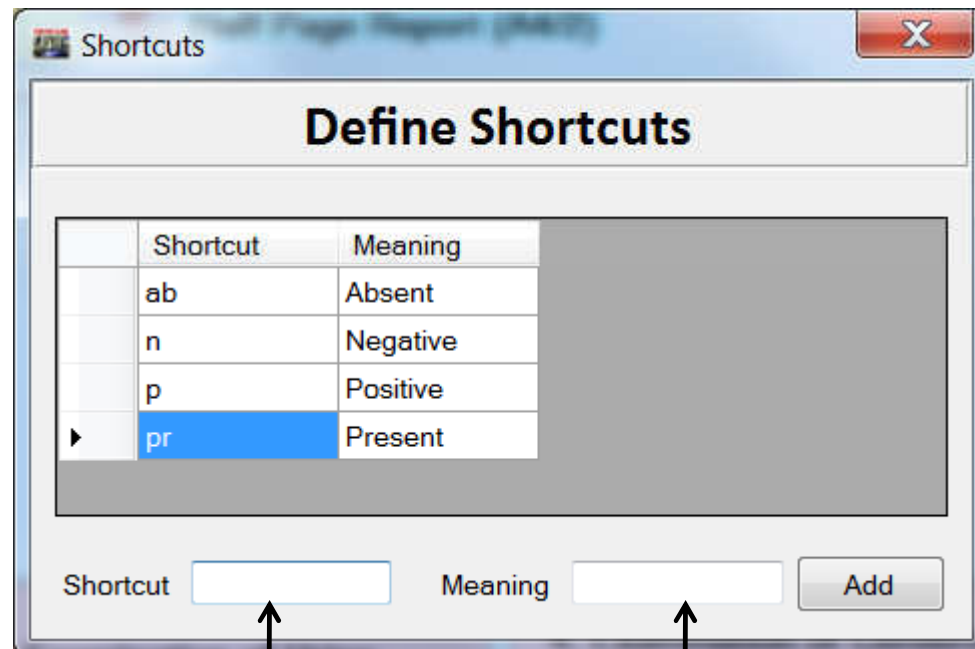
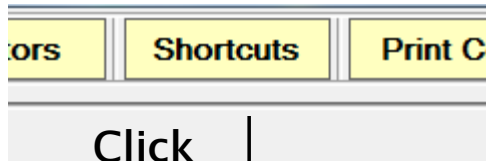
Dr. A. K. Patil

NA

+ ✎ ✖

Save Close

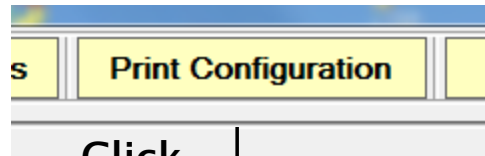
Shortcuts




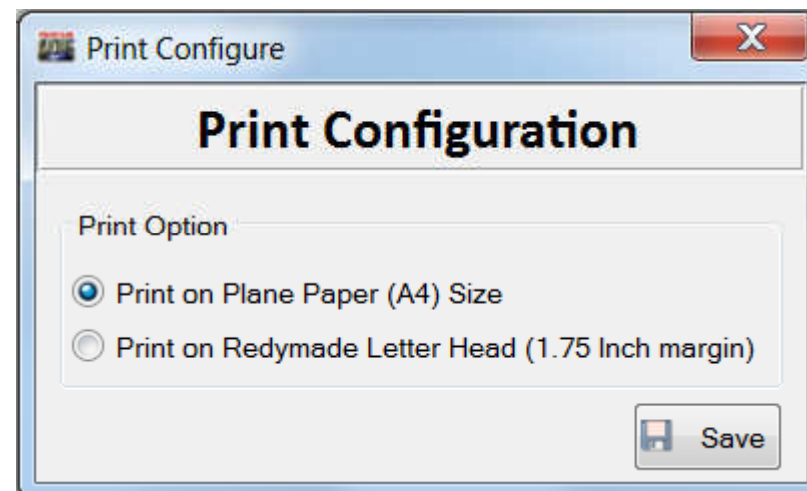
Shortcut

Meaning

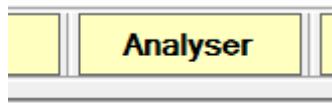
Printing Options



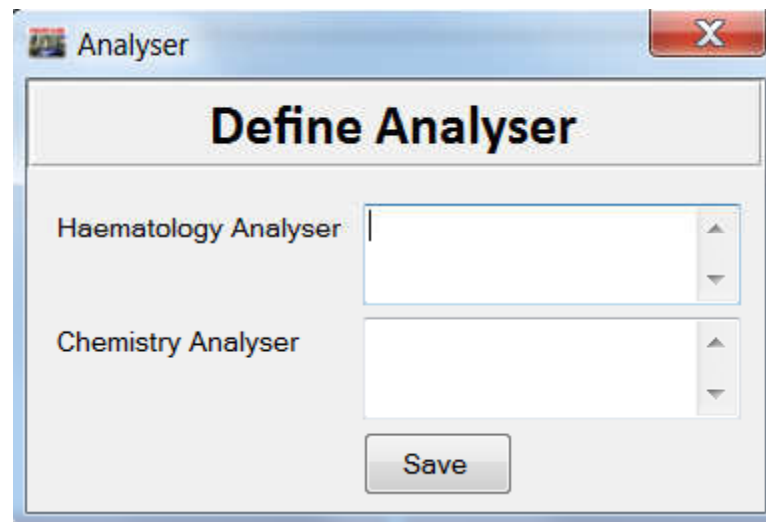
Click



Define Analyzers



Click

A dialog box titled "Define Analyser" with a blue border and a red close button. It contains two text input fields: "Haematology Analyser" and "Chemistry Analyser". A "Save" button is located at the bottom right.

Define Analyser

Haematology Analyser

Chemistry Analyser

Save

Define Rates



Click

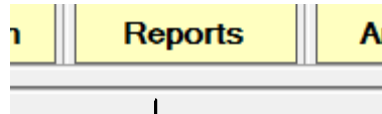


Test Rates

Sr.No.	Test Name	Test Rate
1	24 Hours Urine Protein	0
2	Anti Streptolysin	0
3	Antibiotic Sensitivity Report	0
4	Australia Antigen	0
5	Biochemical Test	0
6	Blood Group	0
7	Complete Blood Count	0
8	Dengue Test	0
9	ESR	0
10	Examination of Blood	0
11	Examination of Blood & Urine	0
12	Examination of Cerebrospinal Fluid	0
13	Examination of Faeces	0
14	Examination of Fluid	0
15	Examination of Semen	0
16	Examination of Urine	0
17	Examination of Urine for HCG	0
18	Glucose Test	100
19	Glycosylated Haemoglobin	0
20	Haemoglobin Test	0

Close

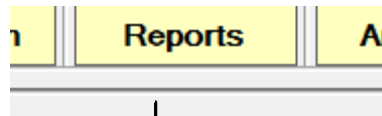
Reports (Test-wise earning)



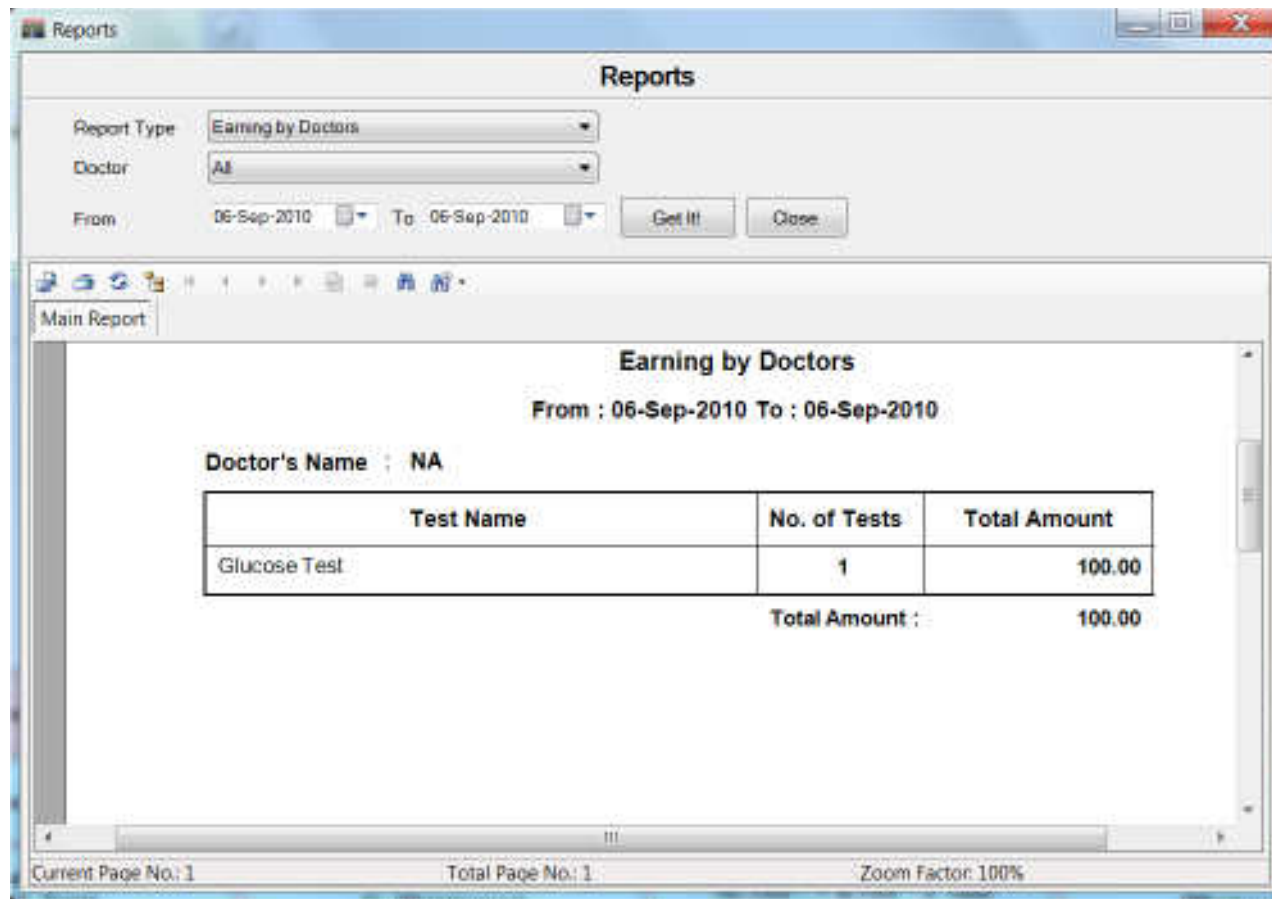
Click

A screenshot of a software window titled 'Reports'. Inside, there's a 'Report Type' dropdown set to 'Test-wise Earning'. Below it, 'From' and 'To' date pickers are both set to '06-Sep-2010'. There are 'Get It' and 'Close' buttons. The main area shows a report titled 'Test - wise Earning' for the period 'From : 06-Sep-2010 To : 06-Sep-2010'. It contains a table with 3 columns: 'Test Name', 'No. of Tests', and 'Total Amount'. The table has one row for 'Glucose Test' with values '1' and '100.00'. Below the table, it says 'Total Amount : 100.00'. At the bottom, it shows 'Current Page No: 1', 'Total Page No: 1', and 'Zoom Factor: 100%'.

Reports (Earning by Doctors)



Click




The screenshot shows a software window titled 'Reports'. Inside, there are dropdown menus for 'Report Type' (set to 'Earning by Doctors') and 'Doctor' (set to 'All'). Below these are date pickers for 'From' and 'To', both set to '06-Sep-2010'. There are 'Get It!' and 'Close' buttons. The main area displays the report title 'Earning by Doctors' and the date range 'From : 06-Sep-2010 To : 06-Sep-2010'. It also shows 'Doctor's Name : NA'. A table with three columns is present: 'Test Name', 'No. of Tests', and 'Total Amount'. The table contains one row for 'Glucose Test' with values '1' and '100.00'. Below the table, it says 'Total Amount : 100.00'. The status bar at the bottom shows 'Current Page No.: 1', 'Total Page No.: 1', and 'Zoom Factor: 100%'.

Test Name	No. of Tests	Total Amount
Glucose Test	1	100.00

Total Amount : 100.00

Conclusion

- ▶ Automate your work & get rid of manual work.
- ▶ Increase productivity, save time & efforts.



Thank You...

Hasmani IT Services

Reach us at: <http://www.hasmani.in>

Email: support@hasmani.in

